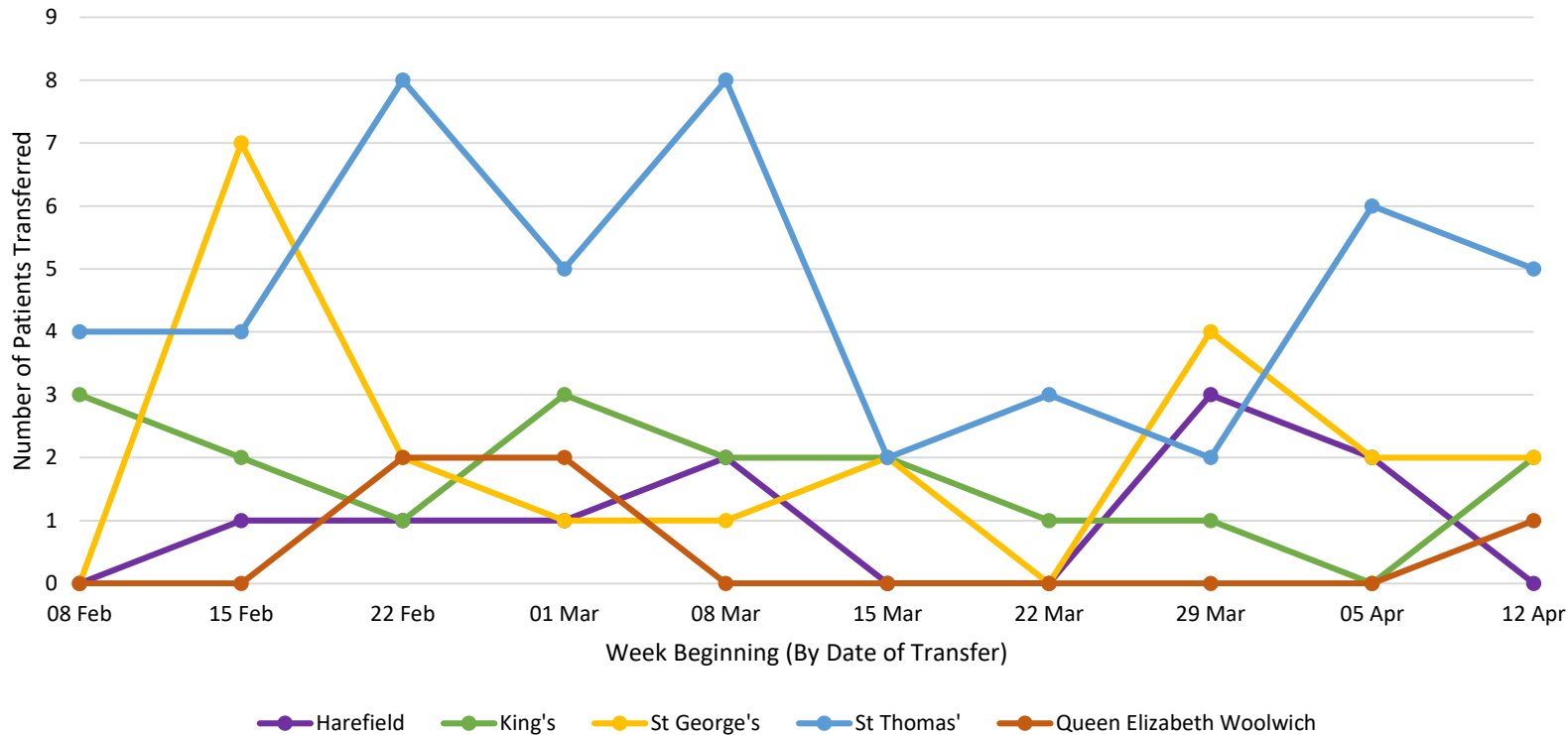


IHT: Cardiology (Exc. PCI)

Number of Inter-Hospital Transfers by Hospital: Cardiology (Exc. PCI)




Key points:

- 10 transfers last week.
- Transfers over the past 4 weeks are slightly below the volume of transfers in Q1 19/20.

Procedure Type	Transfers in Past 4 Weeks	Average Transfers in Q1 19/20	Difference
Structural Heart	12	12	3%
Lead Extraction/Revisic	10	8	30%
Cardiology Assessment	3	6	-46%
Devices	4	5	-13%
TOE (diagnostics)	0	4	-100%
EP	2	4	-46%
ILR	0	1	-100%
Medical Assessment	3	1	388%
Total	34	38	-12%

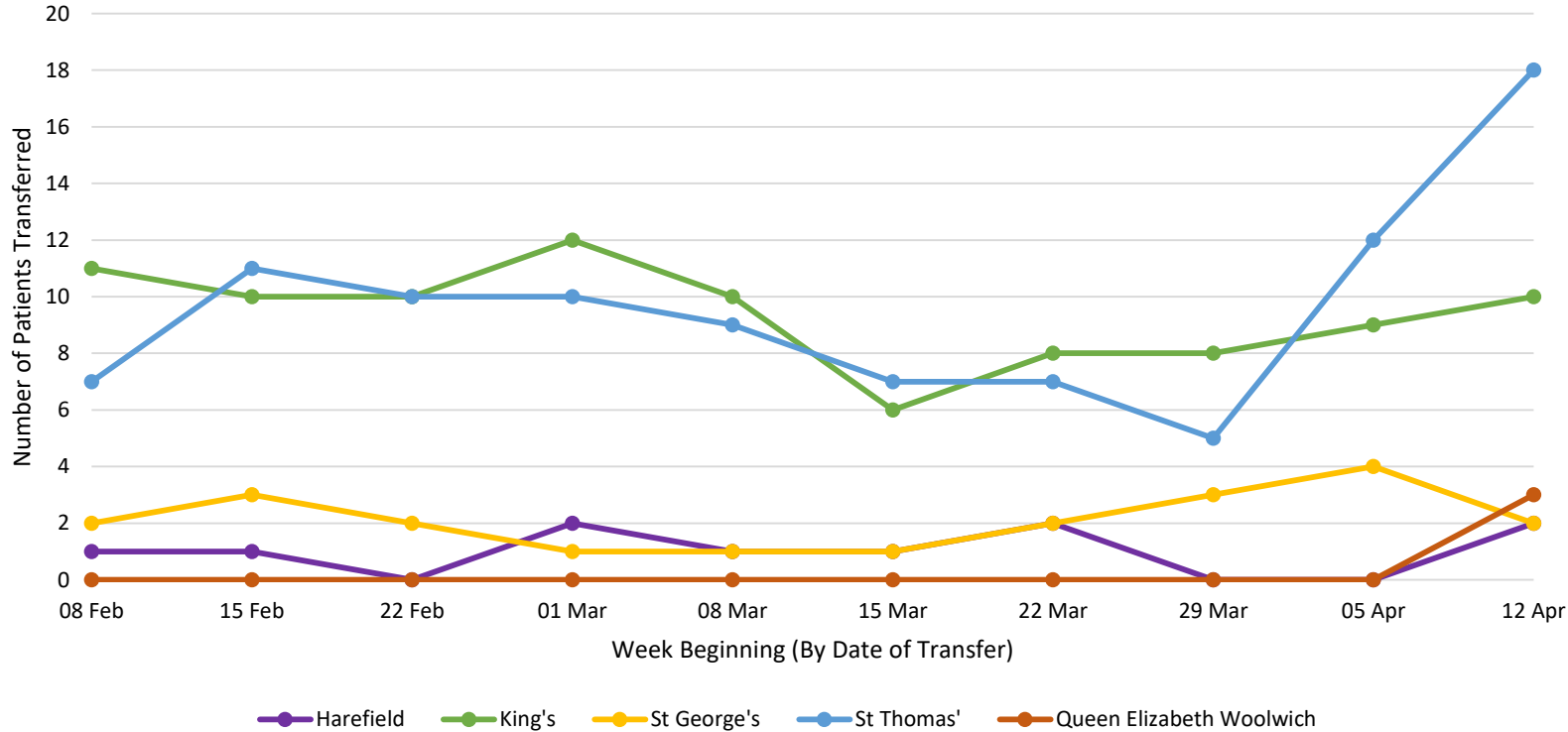
Transfer Requests: 12 - 18 Apr
By Date of Request



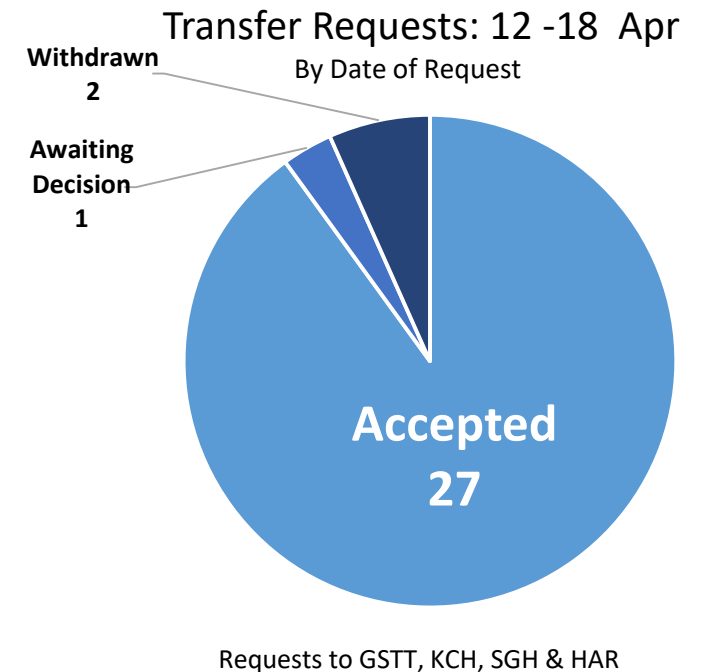
Requests to GSTT, KCH, SGH & HAR

IHT: Angio/PCI

Number of Inter-Hospital Transfers by Hospital: Angio/PCI



Procedure Type	Transfers in Past 4 Weeks	Average Transfers in Q1 19/20	Difference
Angio/PCI	95	74	28%

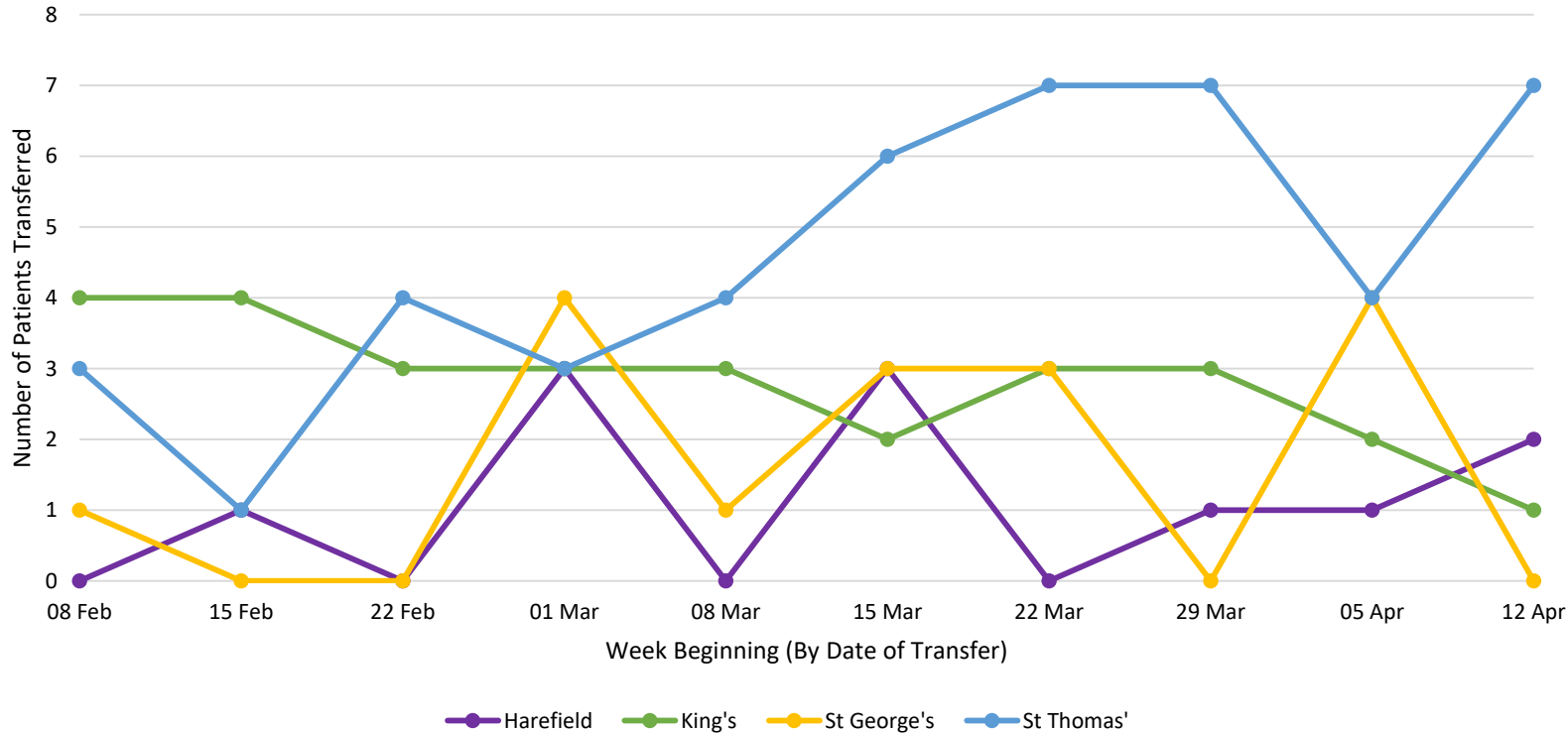


Key points:

- 35 transfers last week, with GSTT taking 18 of these.
- Transfers over the past 4 weeks are almost a third higher than the level in Q1 19/20.

IHT: Cardiac Surgery

Number of Inter-Hospital Transfers by Hospital: Cardiac Surgery



Procedure Type	Transfers in Past 4 Weeks	Average Transfers in Q1 19/20	Difference
Coronary Surgery	29	40	-28%
Valve Surgery	12	10	15%
Other Surgery	3	5	-35%
Coronary + Valve	1	4	-73%
Aortic Dissection	0	0	0%
Total	45	59	-24%

Key points:

- 10 transfers last week.
- Transfers over the past 4 weeks are 24% lower than during Q1 19/20.

Transfer Requests: 12 - 18 Apr
By Date of Request

